



**CODE 3**<sup>®</sup>

**EMERGENCY  
SAFETY  
SOLUTIONS  
PRODUCT  
GUIDE**



## **PEOPLE DRIVEN PERFORMANCE**

We are the safety and productivity partner that builds relationships on trusted performance. At ECCO Safety Group we use respect and expertise to build performance across all areas of this business – from products to service. This reputation for excellence in all things has made us the world's largest manufacturer of commercial and emergency vehicle warning and safety products.

## **WORLDWIDE LEADER IN EMERGENCY SYSTEMS**

Code 3 has been operating since 1972, supplying local Police, Fire & Rescue, and Ambulance fleets with high performance emergency systems which includes LED lightbars, beacons, sirens, speakers, LED emergency lighting, digital video systems and scene lighting solutions.

## **GLOBAL PRESENCE**

Code 3's parent company, ECCO Safety Group (ESG), includes the ECCO and Xray Vision brands. ESG is a worldwide market leader in emergency lighting and audible warning equipment for commercial and emergency vehicles and is one of the world's largest manufacturers of back-up alarms and amber warning lights. Globally ESG has more than 800 team members, over 6,000 aftermarket distributors, and over 500 OEM customers. ESG boasts the world's most complete line of emergency warning products.

## **QUALITY ASSURED**

ESG is ISO9001 certified, with AMECA certified test labs that do testing for three major global product brands. Products are rigorously tested by our local engineering teams to ensure products are suitable for our market while meeting ISO9001.

## **STRONG LOCAL KNOWLEDGE**

Always at the cutting-edge of LED technology with our products, Code 3 continually develops and improves product design and output. Our Pursuit™ lightbar, features light heads that produce more luminous intensity than most lightbars on the market. The state-of-the-art Pursuit Optics are at the heart of this powerful output capability, and they—along with the rest of the lightbar—were designed and engineered in Australia.

In addition to our industry leading local engineering capabilities we offer:

- Strong local technical support
- Dedicated customer service team
- Local testing and design capabilities
- Ability to offer extensive localised product customisation configurations

## INDEX

DEFINITIONS OF CERTIFICATIONS AND STANDARDS	4
TERMINOLOGY GUIDE	5
ABBREVIATIONS	5
CODE 3 DNA	6
EMERGENCY LIGHTBARS	8
MESSAGE BOARDS	10
INTERIOR LIGHTING	10
DIRECTIONAL LIGHTING	11
BEACONS	18
SPEAKERS AND SIRENS	19
LIGHTHEAD PROGRAMMER	21
COMPARTMENT LIGHTING	22

**ECCO Safety Group**  
439 Boundary Road  
Truganina, VIC 3029

P +61 3 8336 0680  
E [sales@eccogroup.com](mailto:sales@eccogroup.com)



# DEFINITIONS OF CERTIFICATIONS AND STANDARDS

## AMECA

Indicates third-party, independent verification of SAE compliance by the Automotive Manufacturers Equipment Compliance Agency.

## CE

Indicates compliance with general, mandatory European product safety regulations (electromagnetic compatibility).

## FCC

Indicates compliance with the types and levels of radio interference that products can produce or accept without requiring a license. Operation is subject to the condition that the device does not cause harmful interference.

## IP

Indicates level of environmental protection provided by a product enclosure as defined by the European Committee for Electro Technical Standardization. Ingress Protection (IP) ratings are stated as two numbers. The first number relates to protection from solid materials (1-6), and the second number to protection from liquids (1-9). The higher the number, the greater the protection.

## KKK-A 1822F

Indicates compliance with the relevant sections of the Federal Specification for the Star-of-Life Ambulance for warning lights and audible warning devices.

## NFPA

Indicates compliance for the new automotive fire apparatus trailers, and ambulances designed for the transport of emergency personnel, equipment, and for the support of fire suppression or mitigation of other hazardous situations.

## R10

Indicates compliance with mandatory European product safety regulations specifically related to electrical products for on-road vehicles (electromagnetic compatibility) for Europe and other countries that use UNECE Requirements.

## R6

Indicates compliance with mandatory European product safety regulations specifically related to direction indicators/turn signals for Europe and other countries that use UNECE Requirements.

## R65

Indicates compliance with mandatory European product safety regulations specifically related to vehicle warning lights for Europe and other countries that use UNECE Requirements.

## R7

Indicates compliance with mandatory European product safety regulations specifically related to stop and tail lights for Europe and other countries that use UNECE Requirements.

## RCM

Formerly C-Tick. Indicates that a product complies to the Electromagnetic Compatibility (EMC) requirements established by the Australian Communications and Media Authority (ACMA).

## RoHS

Indicates compliance with European directive restricting the use of hazardous substances such as lead, mercury, cadmium, hexavalent chromium, and six other substances.

## SAE J845 & J595 (I, II & III)

Indicates compliance with the relevant section of the Society of Automotive Engineers' general requirements for warning lights. Specific class ratings indicate the intensity of light produced, Class I being most powerful. Lights in the class III designation have approximately 40 percent of the minimum intensity of Class II warning lights. Class III products are typically used inside of buildings where there is little or no ambient sunlight. Class II designation has the minimum of approximately 2.5 times the light intensity of a Class III warning light. Warning lights in the Class I designation have a minimum of four times the intensity of a Class II warning light.

## SAE J994 (Type A, B, C, D, E & F)

Indicates compliance with the relevant section of the Society of Automotive Engineers' general requirements for back-up alarms and other audible warning devices. Specific type indicates the dB(A) of the alarm.

## SAE J1849 (A, B, C, D, E & F)

Indicates compliance with the relevant section of the Society of Automotive Engineers general requirements for sirens and other audible warning devices. Both speakers and siren amplifiers are included in the requirements.

## UL

Indicates compliance with a relevant electrical product safety standard as defined by Underwriters Laboratories (UL). UL-recognized products are suitable for use on electrically powered vehicles that are themselves covered by a UL standard (i.e. forklifts).

## Code 3 emergency products meet and exceed the industry certifications and standards.

See product manuals for accurate certifications regarding specific colour and flash pattern. The requirements for warning light classification requirements vary based upon the jurisdiction and application. We recommend that you consult with your local jurisdiction to determine which classification of lights is appropriate for your application.

## TERMINOLOGY GUIDE

### LUMENS

At Code 3, we measure our lumen output to ensure the most accurate reading of the "actual" lumen count. The lumens found throughout the catalog are "measured raw." Lumen output is an important factor in the buying process, here is a quick guideline for comparing lumens to lumens:

#### Measured Raw Lumens

A highly accurate reading of the actual lumen count at the time the light is powered on, as measured in an integrating sphere.

#### Calculated Raw Lumens

The lumen count is based on a theoretical value. If a light uses 10 LEDs with a max lumen output rating of 100 per LED, the raw lumen output would be 1,000 lumens (10 x 100 = 1,000).

#### Measured Effective Lumens

A highly accurate reading of the actual lumen count, taken once the light has been powered on for a constant 30 minutes.

#### Calculated Effective Lumens

An estimated percentage (i.e. 30%) is deducted from the raw calculated lumens to account for potential output losses once the light has been powered on for a period of time.

## COLOUR COMBINATIONS

### SINGLE-COLOUR

Only one illumination colour shows

### SPLIT-COLOUR

Two illumination colours show individually or simultaneously, half of the light head shows at a time

### TRI-COLOUR

Three illumination colours show individually, the light head is fully illuminated with each colour

## ABBREVIATIONS

**A** - Amps    **FP** - Flash Pattern    **FPM** - Flash Patterns per Minute



Code 3 DNA Compatible

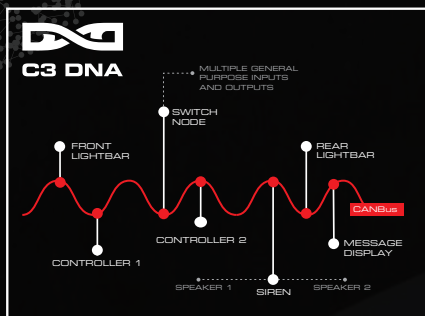
# CODE 3 DNA

## DISTRIBUTED NETWORK ARCHITECTURE

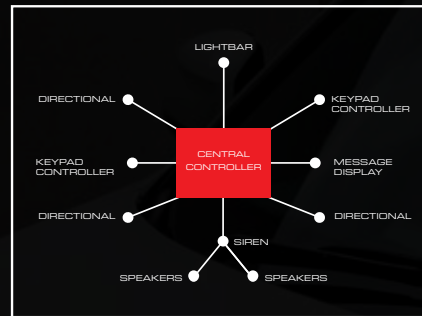
### DISTRIBUTED vs CENTRALISED

The Code 3 Distributed Network Architecture (Code 3 DNA) allows all compatible devices on a vehicle to operate as a single, cohesive warning system, without the need for an expensive dedicated "master" control unit commonly required by conventional centralised systems.

#### Distributed System



#### Conventional Centralised System



### DISTRIBUTED INTELLIGENCE

The Code 3 DNA configuration logic is distributed across all individual Code 3 DNA system elements, binding them together into a unified system without need for a central controller. Flash patterns on multiple devices synchronise automatically. Multiple controllers work together seamlessly, no matter where they are connected into the system. All configurable as one system with the Code 3 DNA Configuration Toolbox software.


### INDUSTRY LEADING WARNING SYSTEM

- Allows all compatible devices on a vehicle to operate as a single, cohesive warning system
- Does not require a dedicated "master" control unit commonly required by conventional systems
- Advanced distributed intelligence which enables maximum flexibility
- Configurable to suit users' requirements
- Flexible message display and flash pattern configuration and lightbar layout



### FLEXIBLE LOGIC

- Utilises a universal script-based logic language across all devices
- Allows customisable system behaviour to meet users' needs through:
  - A set of pre-defined logic functions or
  - Customised logic functions
- Configurable logic functions include:
  - Timers
  - Latches
  - Toggles
  - Edge sensing
  - Math operations
  - Filtering
  - Advanced Battery Management
  - Ignition Bypass
  - Runlock



## CODE 3 DNA SYSTEM ELEMENTS



### Switch Node

- Features battery-management and run-lock
- Interface for Code 3 directional lights
- Allows synchronised flash patterns



### Pursuit Siren

- Embedded low frequency "Banshee" tones
- Supports simultaneous wail/yelp (mix)
- Variety of horn input options



### Pursuit Lightbar

- Industry leading light output
- Low profile dual-level lighting
- Top level: Warning lights
- Bottom level: Scene lights, alley lights, take-downs and amber rear advisor



### M5 Message Display

- Includes a touch controller with OLED screen
- Latest surface mount LEDs and custom optics



### Controller

- Keypad controller
- Rotary controller with push button

### Code 3 DNA Compatible Products



### Speakers



### Directionals

## AUDIO-VISUAL COORDINATION

- Enhanced coordination between compatible devices
- Allows user specified synchronisation between compatible devices via the Code 3 DNA network without any extra wiring

## SYSTEM-WIDE FLASH PATTERNS

- The Code 3 DNA flash pattern sequencer allows for virtually unlimited control over all warning lights in the system, including lightbar-heads and body-mounted directionals. Each flash pattern, each lightbar-head prioritisation and intensity control is easily achievable and can apply to individual heads, devices or across the entire vehicle
- System-wide flash patterns automatically maintain synchronisation

### Standard Flash Patterns

### Descriptions

Sweep	Often used as a Level 1 (Secondary) warning pattern
2F (Double-Flash)	Often used as either Level 1 (Secondary) or Level 2 (Primary) warning pattern
4F (Quad-Flash)	Often used as either Level 1 (Secondary), Level 2 (Primary) or Level 3 (Code 3) warning pattern
Hyperflash	"Random" type pattern of used for Level 3 or Level 4 (Intersection clearing)
Superfence	"Picket-Fence" type pattern commonly used on lower-level white light heads
Forward-Pulser	High-Intensity pattern with minimal dark-time optimised for intersection clearing
Arrow Patterns	For directional traffic management, typically using lower-level light heads

**PURSUIT™ SERIES**  
**SAE CLASS I**

Re-imagines what an emergency light bar should be. This light bar features two complete levels of lighting in the height of a single-level light bar. The Pursuit bar has unlimited flash patterns and a convenient software for easy, customisable programming.



**12-24V | UNLIMITED CONFIGURATIONS**  
 3" H x 13.45" D | 76mm H x 342mm D



**DESIGN FEATURES**

- Two unique levels of lighting in a 76mm high light bar
- Single-colour upper LEDs in red, blue, amber, green or red/blue
- Powerful lower level LEDs for use as takedown, alley, rear arrowstik, flashing and intersection lights available in white, amber, red or blue
- DNA Toolbox™ interface programming for an unlimited number of configuration options
- Corner intersection sweeping flash pattern
- Integrated lens sealing system
- Encapsulated control electronics

- Serial network control: thin, flexible wiring harness
- PC programming software
- Internal wiring channels
- Auto dimming with photocell
- Selectable dimming levels for each light

**OPTIONS**

- Additional lengths available: 30" (750mm) & 71" (1800mm)
- Upper lenses available in red, blue, amber or clear
- Internal illuminated sign module is available in the following lengths: 36" (900mm), 47" (1200mm), 59" (1500mm)

**STANDARD MODELS BELOW INCLUDE MODULE LOCATIONS**

**LENGTH OPTIONS**

**CHASSIS DIAGRAM**

**LED SYMBOLS**

Upper Modules

Lower Modules

24" | 600mm



30" | 750mm



36" | 900mm



42" | 1050mm



47" | 1200mm



53" | 1350mm



59" | 1500mm



65" | 1650mm



71" | 1800mm





# DEFENDER™ SERIES

## SAE CLASS I

Defender® with QuadCore™ light heads utilise less parts and a more efficient heat sink that allows for outstanding heat dissipation. A new central controller board opens up a new world of flash pattern options including synchronising individual banks of light heads.



**12-24V | 40+ FP**  
2.25" H x 13.5" D | 57mm H x 343mm D



### DESIGN FEATURES

- 3" single-colour (6 LED)
- 6" single-colour (12 LED) and dual-colour (24 LED) lightheads available
- New flash pattern software (1000 single/1050 dual-colour) Flasher/steady burn feature for alleys, scene, and takedowns lights
- Dimming feature
- Cruise lights
- Built-in ArrowStik™ function

### OPTIONS

- Additional lengths available: 82" (2083mm) & 94" (2388mm)
- Opticom™ 795H infrared LED emitter (E795LP)
- SmartPro™ controller allows one touch setting/changing of flash patterns
- Quick disconnect cable
- Auto dimming with photocell
- Solar panel with battery conditioner
- Black intermoulded solar barrier is standard red, blue or amber lenses available

### STANDARD MODELS BELOW INCLUDE MODULE LOCATIONS

#### LENGTH OPTIONS

#### CHASSIS DIAGRAM

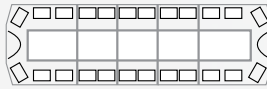
23" | 550mm



36" | 900mm



44" | 1100mm



47" | 1200mm



52" | 1300mm





58" | 1450mm



70" | 1750mm



#### QUADCORE™ LED SYMBOLS

Alley Light   
Takedown, 3" or 6" Modules 

**MESSAGE BOARD  
CUSTOMISABLE DIGITAL DISPLAY**



The M5 Message Display has been designed from the ground up, using the latest surface mount LEDs, bespoke optics, fully sealed display housing and an O-LED touch screen control panel.

**12-24V | 1.5A**  
5.7" H x 23" W x 1.5" D | 145mm H x 590mm W x 40mm D

MODEL	COLOUR
CD0012A	
CD0012R	

**DESIGN FEATURES**

Message Board

- Innovative optical design improves legibility and reduces washout due to sunlight allowing the message to be clearly seen by on-coming vehicles. Suitable for vehicle mounting as well as portable applications
- Flexible mounting options with auto text rotation for mounting upside down
- Easily readable from 328" (100 m), allows maximum safety for the message board operator and on-coming motorists allowing the message to be seen from far-off distances. Program up to 99 messages via PC message programmer for use in almost any situation
- Weatherproof ideal for interior and exterior applications

Digital Message Controller

- Organic light-emitting diode (OLED) graphic touchscreen display
- Micro secure data (SD) slot for message storage and firmware update User configurable start-up screen
- Scrolling message support
- Adhesive tape mounting or optional swivel mount kit

**VISOR FLIP LIGHT SERIES  
SAE CLASS I | HIGH FUNCTIONING, LOW COST**



Code 3's Visor Flip Series features 26 flash patterns, coloured or clear outer lenses, black polycarbonate housing, no bulb replacement, 9' lighter plug with on/off switch, and mounts with two Velcro® straps.

**12-24V | 2.0A | 25W | 26 FP**  
5.38" W x 1" H | 137mm W x 25mm H

MODEL	LENS OPTIONS	FLASH COLOUR
VFP36MC-RB		
VFP36RB		

**DESIGN FEATURES**

- Mounts with two Velcro® straps
- Black polycarbonate housing
- 9' (2.7m) cigarette plug with on/off switch

**XT3 SERIES**

**SAE CLASS I | PUSH BUMPER/REAR & SIDE WINDOWS**



Code 3's XT3 Stik Series features potted circuit board, shock and water resistant, directional optics, attached mounting bracket, synchronised flash pattern standard, and 22 flash patterns.

**12-24V | 2 FP**

7.13" W x 1.25" H 1.87" D | 181mm W x 32mm H x 48mm D

MODEL	LEFT COLOUR	RIGHT COLOUR	MODEL	LEFT COLOUR	RIGHT COLOUR
XT302A	Orange		XT302BW	Blue	White
XT302B	Blue		XT302BA	Blue	Orange
XT302R	Red		XT302RR	Red	Red
XT302W	White		XT302RA	Red	Orange
XT302AA	Orange	Orange	XT302RB	Red	Blue
XT302AW	Orange	White	XT302RW	Red	White
XT302BB	Blue	Blue			

**DESIGN FEATURES**

- Clear lens with black bezel/housing
- Shock and water resistant, potted circuit board
- Synchronised flash pattern standard

**XT3 SERIES**

**SAE CLASS I | PUSH BUMPER/REAR & SIDE WINDOWS**



Code 3's XT3 Stik Series features potted circuit board, shock and water resistant, directional optics, attached mounting bracket, synchronised flash pattern standard, and 31 flash patterns.

**12-24V | 31 FP**

14" W x 1.25" H 1.87" D | 356mm W x 32mm H x 48mm D

MODEL	LEFT COLOUR	RIGHT COLOUR	MODEL	LEFT COLOUR	RIGHT COLOUR
XT304AA	Orange	Orange	XT304BBWW	Blue	White
XT304BB	Blue	Blue	XT304BBAA	Blue	Orange
XT304RR	Red	Red	XT304RRRR	Red	Red
XT304WW	White	White	XT304RRAA	Red	Orange
XT304AAAA	Orange	Orange	XT304RRBB	Red	Blue
XT304AAWW	Orange	White	XT304RRWW	Red	White
XT304BBBB	Blue	Blue			

**DESIGN FEATURES**

- Clear lens with black bezel/housing
- Shock and water resistant, potted circuit board
- Synchronised flash pattern standard

**XT4 SERIES**

**SAE CLASS I | PUSH BUMPER/REAR & SIDE WINDOWS**



The XT4 Series features black bezel/housing, potted circuit board, visor to fit against windshield, 12' lighter plug cable with switch, Z brackets with suction cups, and push button guard retractor on both sides of the unit for extra protection.

The XT402SS includes 22 flash patterns.

**12-24V | 22 FP**

11.63" W x 1.25" H 1.87" D | 1092mm W x 35mm H x 203mm D

MODEL	LEFT COLOUR	RIGHT COLOUR
XT402AASS	Orange	Orange
XT402BBSS	Blue	Blue
XT402RRSS	Red	Red

**DESIGN FEATURES**

- Clear lens with black bezel/housing
- Shock and water resistant, potted circuit board
- Synchronised flash pattern standard

**XT4 SERIES**

**SAE CLASS I | PUSH BUMPER/REAR & SIDE WINDOWS**



Code 3's XT4 Stik Series multi-colour capability provides two full signals out of one lighthouse and the greater signal from the multi-colour allows for increased safety for alerting oncoming motorists. The retractable guards on either end of the unit provides an extra level of protection against reflected light flashing into the driver's eyes.

Features include black bezel/housing, shock resistant, weather protected, 22 flash patterns and potted circuit board.

**12-24V | 31 FP**

20.75" W x 1.25" H 1.87" D | 1092mm W x 35mm H x 203mm D

MODEL	LEFT COLOUR	RIGHT COLOUR	MODEL	LEFT COLOUR	RIGHT COLOUR
XT404RRVWW	Red	White	XT404RRAA	Red	Orange
XT404RRBB	Red	Blue	XT404BBBB	Blue	Blue
XT404BBVWW	Blue	White	XT404RRRR	Red	Red
XT404BBAA	Blue	Orange	XT404AAAA	Orange	Orange

**DESIGN FEATURES**

- Clear lens with black bezel/housing
- Shock and water resistant, potted circuit board
- Synchronised flash pattern standard

**XT6 SERIES**

**SAE CLASS I | PUSH BUMPER/REAR & SIDE WINDOWS**



Code 3's XT6 Stik Series multi-colour capability provide two full signals out of one lighthouse and the greater signal strength from the multi-colour allows for increased safety for alerting oncoming motorists.

Features include black bezel/housing, shock resistant, weather protected, potted circuit board, 22 flash patterns, and synchronised flash pattern between XT Series lighthouses and LED Hide-A-Blasts™.

**12-24V | 22 FP**

13" W x 1.25" H 2" D | 33mm W x 3.2mm H x 5mm D

MODEL	LEFT COLOUR	RIGHT COLOUR	MODEL	LEFT COLOUR	RIGHT COLOUR
XT602AA	Orange	Orange	XT602RA	Red	Orange
XT602AW	Orange	White	XT602RB	Red	Blue
XT602BA	Blue	Orange	XT602RR	Red	Red
XT602BB	Blue	Blue	XT602RW	Red	White
XT602BW	Blue	White			

**DESIGN FEATURES**

- Clear lens with black bezel/housing
- Shock and water resistant, potted circuit board
- Synchronised flash pattern standard

**XT6 SERIES**

**SAE CLASS I | PUSH BUMPER/REAR & SIDE WINDOWS**



Code 3's XT6 Stik Series multi-colour capability provide two full signals out of one lighthouse and the greater signal strength from the multi-colour allows for increased safety for alerting oncoming motorists.

Features include black bezel/housing, shock resistant, weather protected, potted circuit board and 22 flash patterns.

**12-24V | 31 FP**

25" W x 1.3" H 2" D | 63.5mm W x 3.3mm H x 5mm D

MODEL	LEFT COLOUR	RIGHT COLOUR	MODEL	LEFT COLOUR	RIGHT COLOUR
XT604AAAA	Orange	Orange	XT604RAAA	Red	Orange
XT604AABB	Orange	Blue	XT604RRBB	Red	Blue
XT604AARR	Orange	Red	XT604RRRR	Red	Red
XT604AAWW	Orange	White	XT604RRWW	Red	White
XT604BBAA	Blue	Orange	XT604WWAA	White	Orange
XT604BBBB	Blue	Blue	XT604WWBB	White	Blue
XT604BBRR	Blue	Red	XT604WWRR	White	Red
XT604BBWW	Blue	White	XT604WWWW	White	White

**DESIGN FEATURES**

- Clear lens with black bezel/housing
- Shock and water resistant, potted circuit board
- Synchronised flash pattern standard

**XTP3 SERIES**

SAE CLASS I LED | SURFACE MOUNT



XTP Series come in a variety of sizes and is available in single, split, or multi-colour. Each model delivers a bright, controllable signal within a sleek, low-profile design.

These compact, waterproof exterior lights can be mounted virtually anywhere on a vehicle to meet any need or application. Features include 21 flash patterns, steady-burn, controllable flash pattern output, and programmable with the Code 3 lighthouse programmer.

**12V | 0.5A | 21 FP SINGLE**  
 1.4" H x 3.7" W x 0.6" D | 36mm H x 93mm W x 15mm D

MODEL	COLOUR	MODEL	COLOUR
XTP3A		XTP3R	
XTP3B		XTP3W	
XTP3G			

**DESIGN FEATURES**

- The XTP Series combines style, versatility, and performance into a compact, sleek design at a cost-effective price
- Steady-burn
- Controllable flash pattern output
- Dimmable
- Programmable with the Code 3 lighthouse programmer
- Syncable with Code 3's Chase™, MR6, Mega Thin™, and M180™ lights
- Same mounting hole pattern and brackets as the XT lights
- Multiple flash patterns with phase 1 and phase 2 syncing capabilities
- Chrome or rubber bezels available (excluding D5)

**XTP4 SERIES**

SAE CLASS I LED | SURFACE MOUNT



The XTP4 is available in single-colour and has 30 flash patterns, split-colour has 22 flash patterns, and multi-colour has 70 flash patterns.

Features include steady-burn, controllable flash pattern output, and programmable with the Code 3 Lighthouse Programmer.

**12V | 0.7A | 30 FP SINGLE 22 FP SPLIT 70 FP DUAL**  
 1.4" H x 4.7" W x 0.6" D | 36mm H x 119mm W x 15mm D

MODEL	TYPE	COLOUR	MODEL	TYPE	COLOUR
XTP4AA	Single		XTP4DSA	Single	
XTP4BB	Single		XTP4DSB	Single	
XTP4GG	Single		XTP4DSG	Single	
XTP4RR	Single		XTP4DSR	Single	
XTP4WW	Single		XTP4DSW	Single	
XTP4AB	Split		XTP4DSAB	Split	
XTP4AR	Split		XTP4DSAR	Split	
XTP4AW	Split		XTP4DSAW	Split	
XTP4BW	Split		XTP4DSBW	Split	
XTP4RB	Split		XTP4DSRB	Split	
XTP4RW	Split		XTP4DSRW	Split	

MODEL	TYPE	COLOUR	MODEL	TYPE	COLOUR
XTP4MCAB	Dual		XTP4DSMCAB	Dual	
XTP4MCAR	Dual		XTP4DSMCAR	Dual	
XTP4MCAW	Dual		XTP4DSMCAW	Dual	
XTP4MCBW	Dual		XTP4DSMCBW	Dual	
XTP4MCRB	Dual		XTP4DSMCRB	Dual	
XTP4MCRW	Dual		XTP4DSMCRW	Dual	

### DESIGN FEATURES

- The XTP Series combines style, versatility, and performance into a compact, sleek design at a cost-effective price
- Steady-burn
- Controllable flash pattern output
- Dimmable
- Programmable with the Code 3 lighthouse programmer
- Syncable with Code 3's Chase™, MR6, Mega Thin™, and M180™ lights
- Same mounting hole pattern and brackets as the XT lights
- Multiple flash patterns with phase 1 and phase 2 syncing capabilities
- Chrome or rubber bezels available (excluding DS)

## XTP6 SERIES

### SAE CLASS I LED | SURFACE MOUNT



The XTP6 is available in single-colour and has 30 flash patterns, split-colour has 22 flash patterns, and multi-colour has 70 flash patterns. Features include steady-burn, controllable flash pattern output, and programmable with the Code 3 Light head Programmer.

**12V | 1.4A | 30 FP SINGLE 22 FP SPLIT 70 FP DUAL**  
 1.4" H x 6.2" W x 0.6" D | 36mm H x 158mm W x 15mm D

MODEL	TYPE	COLOUR	MODEL	TYPE	COLOUR
XTP6AA	Single		XTP6RB	Split	
XTP6BB	Single		XTP6RW	Split	
XTP6GG	Single		XTP6MCAB	Dual	
XTP4RR	Single		XTP6MCAR	Dual	
XTP6WW	Single		XTP6MCAW	Dual	
XTP6AB	Split		XTP6MCBW	Dual	
XTP6AR	Split		XTP6MCRB	Dual	
XTP6AW	Split		XTP6MCRW	Dual	
XTP6BW	Split				

### DESIGN FEATURES

- The XTP Series combines style, versatility, and performance into a compact, sleek design at a cost-effective price
- Steady-burn
- Controllable flash pattern output
- Dimmable
- Programmable with the Code 3 lighthouse programmer
- Syncable with Code 3's Chase™, MR6, Mega Thin™, and M180™ lights
- Same mounting hole pattern and brackets as the XT lights
- Multiple flash patterns with phase 1 and phase 2 syncing capabilities
- Chrome or rubber bezels available (excluding DS)

**M180™ SERIES**  
SAE CLASS I LED | MULTI-MOUNT



The M180 combines three lights into one compact form making it one of the most versatile lights offered by Code 3. It delivers off-angle protection with 180° warning light and provides flexibility with multiple mounting options, a low profile, and narrow shape.

Features include custom bracket for all pursuit vehicles, 29 single-colour flash patterns, 69 multi-colour flash patterns and syncs with Chase™, MR6, and Mega Thin™ LEDs.

**12-24V | 0.9A | 29 FP (SINGLE) 69 FP (DUAL)**  
0.9" H x 4.5" W x 1.5" D | 23mm H x 114mm W x 38mm D

MODEL	TYPE	COLOUR*	MODEL	TYPE	COLOUR*
M180S-A	Single	Amber	M180SMC-AB	Dual	Amber/Blue
M180S-B	Single	Blue	M180SMC-AR	Dual	Amber/Red
M180S-G	Single	Green	M180SMC-AW	Dual	Amber/White
M180S-R	Single	Red	M180SMC-BW	Dual	Blue/White
M180S-W	Single	White	M180SMC-RB	Dual	Red/Blue
			M180SMC-RW	Dual	Red/White

**DESIGN FEATURES**

- Single colour center section LEDs in blue, red, amber, white, green
- Multi-colour center section amber/white, blue/white, red/blue, red/white, blue/amber, red/amber
- Over 30 brackets are available to allow mounting throughout the vehicle on push bumpers, license plates and more
- Bezels, and rear mounting holes are compatible with Code 3's MR6 light
- 29 single colour flash patterns
- 69 multi-colour flash patterns
- Syncs with Chase, MR6, and Mega Thin LEDs
- Grommet mount optional

\*Centre Section Only, outer LEDs are WHITE

**M180™ TRIPLE STACK SERIES**  
SAE CLASS I LED | SURFACE MOUNT



Code 3's M180™ Triple Stack provides the functionality of a warning light, allowing vehicle's safe arrival to the scene, plus a worklight to create a safe, bright working environment at the scene.

It utilises three rows of lighting to produce a bright, off-angle, 180° spread, and offers flexibility with multiple mounting options. Features include 29 flash patterns for single colour models, 69 flash patterns for multi-colour models, steady burn, IP67 rated, and a 5 year warranty.

**12-24V | 1.7A | 29 FP (SINGLE) 69 FP (DUAL)**  
3.4" H x 5.1" W x 1.3" D | 86mm H x 130mm W x 33mm D

MODEL	TYPE	COLOUR*	MODEL	TYPE	COLOUR*
M180L-A	Single	Amber	M180LMC-AB	Dual	Amber/Blue
M180L-B	Single	Blue	M180LMC-AR	Dual	Amber/Red
M180L-G	Single	Green	M180LMC-AW	Dual	Amber/White
M180L-R	Single	Red	M180LMC-BW	Dual	Blue/White
M180L-W	Single	White	M180LMC-RB	Dual	Red/Blue
			M180LMC-RW	Dual	Red/White


**DESIGN FEATURES**

- Steady burn override for worklight functionality
- Single-colour models have 29 flash patterns
- Multi-colour models have 69 flash patterns
- IP67 rated for dust and water resistance
- Headlights replacement with housing and lenses manufactured with polycarbonate UV
- Stabilized offering durability and protection
- Syncable with Code 3's Chase™, MR6, Mega Thin™, XTP, and M180™ lights

\*Centre Section Only, outer LEDs are WHITE



**MEGA THIN™ SERIES**  
SAE CLASS I LED | SURFACE MOUNT



Code 3's Mega Thin™ Stik is the thinnest combination warning and emergency light in the industry. The waterproof, compact design allows for virtually limitless interior or exterior applications such as upper and rear deck or behind the grille.

**12-24V | 0.8A | 29 FP (SINGLE) 70 FP (DUAL) 24 FP (TRI)**  
0.46" H x 1.2" W x 4.7" D | 12mm H x 31mm W x 120mm D

MODEL	TYPE	COLOUR	MODEL	TYPE	COLOUR
ULT6-A	Single		ULTMC-AB	Dual	
ULT6-B	Single		ULTMC-AG	Dual	
ULT6-G	Single		ULTMC-AR	Dual	
ULT6-R	Single		ULTMC-AW	Dual	
ULT6-W	Single		ULTMC-BW	Dual	
ULT6-AB	Split		ULTMC-RB	Dual	
ULT6-AG	Split		ULTMC-RW	Dual	
ULT6-AR	Split		ULTTC-BAW	Tri	
ULT6-AW	Split		ULTTC-RAW	Tri	
ULT6-BW	Split		ULTTC-RBA	Tri	
ULT6-RB	Split		ULTTC-RBW	Tri	
ULT6-RW	Split				

**DESIGN FEATURES**

- Provides a sleek, low-profile design that allows for easy installation in a variety of locations
- Delivers a bright, powerful off-angle performance with its curved end optics
- Clear lens with six LED single-colour, 12 LED dual-colour and 18 LED tri-colour
- Syncs with Code 3's Chase™, MR6 and M180™ lights
- Phase 1 and phase 2 syncing
- Black (ULT-BKBZ) and chrome bezels (ULT-CHBZ) available

**CHASE™ SERIES**  
SAE CLASS I LED | SURFACE MOUNT



Code 3's Chase™ provides users with the ability to cycle through flash patterns and power on and off with a dual switch control. Its adjustable visor prevents flashback and simplifies installation.

Features include 69 flash patterns, four suction cups to mount to front or rear window, two L-brackets for deck mounting, aluminium housing, heat resistant polycarbonate lens, and 8.5' cable.

**12-24V | 0.8A | 29 FP (SINGLE) 70 FP (DUAL) 24 FP (TRI)**  
0.46" H x 1.2" W x 4.7" D | 12mm H x 31mm W x 120mm D

MODEL	TYPE	COLOUR	MODEL	TYPE	COLOUR
CD3766AB	Dual		CD3766RW	Dual	
CD3766AR	Dual		CD3766BAW	Tri	
CD3766AW	Dual		CD3766RAW	Tri	
CD3766BW	Dual		CD3766RRBA	Tri	
CD3766RB	Dual		CD3766RRBW	Tri	

**DESIGN FEATURES**

- Increases visibility and safety in a small footprint, making it extremely bright
- Tri-colour 18 high intensity LEDs, dual-colour 12 high intensity LEDs (Six LEDs of each colour)
- Each tri-colour LED colour can be controlled independently
- Tri-colour version is capable of steady burn override in white or amber
- Aluminium housing, polycarbonate lens and encapsulated electronics
- Chrome bezels (3766CHBZ) available

## MR6 SERIES

SAE CLASS I LED | MULTI-MOUNT



The MR6 delivers exceptional straight on and off-angle performance with its total internal reflector (TIR) or linear optic technology. It allows for virtually unlimited mounting possibilities with surface, flush, or hood mount. It is available in six LED single colour with 29 flash patterns, 12 LED multi-colour with 69 flash patterns, and 18 LED tricolour with 24 flash patterns per colour mode configuration.

Features include water resistant, phase 1 and phase 2 syncing capabilities, and Syncs with Code 3's Chase™ and M180™ exterior lights.

**12-24V | 0.75A | 29 FP (SINGLE) 70 FP (DUAL) 24 FP (TRI)**  
 0.9" H x 4.5" W x .75" D | 23mm H x 114mm W x 19mm D

MODEL	TYPE	COLOUR	MODEL	TYPE	COLOUR
MR6-A	Single		MR6MC-AR	Dual	
MR6-B	Single		MR6MC-AW	Dual	
MR6-G	Single		MR6MC-BW	Dual	
MR6-R	Single		MR6MC-RB	Dual	
MR6-W	Single		MR6MC-RW	Dual	
MR6-AW	Split		MR6TC-BAW	Tri	
MR6-BW	Split		MR6TC-RAW	Tri	
MR6-RB	Split		MR6TC-RBA	Tri	
MR6-RW	Split		MR6TC-RBW	Tri	
MR6MC-AB	Dual				

### DESIGN FEATURES

- Allows for virtually unlimited possibilities with surface, flush and hood mount
- Multiple mounting solutions that eliminate the need for separate parts for surface, hood, and flush mounting
- Single- or split-colour models have Total Internal Reflector (TIR) optic LEDs
- Dual-colour and tri-colour models have linear optic LEDs
- Six LED single colour, 12 LED dual-colour, 18 LED tri-colour
- Syncs with Code 3's Chase™, MR6 and M180™ lights
- Also available: White bezel (MR6-WTBZ), Grommet mount (MR6FMKIT)

## LSS222 BEACON

SAE CLASS I LED | 2 LEVELS OF LEDS



The LSS222 delivers two levels of unique LED reflectors that provide a focused signal for superior brightness. Lens construction provides an excellent horizontal spread for easy identification of signal. Features include 39 flash patterns, 4 simulated rotating patterns, waterproof, shock resistant, potted circuit board, and a polycarbonate lens. With low amp draw and bright output this beacon is ideal for everyday use.



**12-24V | 2.75 A**  
 4.5" H x 5.2" w x 5.2" D | 114mm H x 132 W x 132mm D

MODEL	MOUNT	LENS COLOUR	LED COLOUR	MODEL	MOUNT	LENS COLOUR	LED COLOUR
LSS222A	3 Bolt/1" Pipe			LSS222CAM	Magnetic		
LSS222AM	Magnetic			LSS222CG	3 Bolt/1" Pipe		
LSS222B	3 Bolt/1" Pipe			LSS222R	3 Bolt/1" Pipe		
LSS222BM	Magnetic			LSS222W	3 Bolt/1" Pipe		
LSS222CA	3 Bolt/1" Pipe						

- 30 built-in flash patterns including 4 simulated rotating patterns
- 36 LED version; 36 horizontal high intensity LEDs
- 24 LED version: 12 horizontal wide angle optics LEDs, and 12 vertical directional LEDs
- Waterproof, shock resistant, potted circuit board
- Amber LEDs with amber or clear polycarbonate lens
- Black powder coated die-cast alloy base
- Alternate or simultaneous flash patterns

**CL199™ SERIES**  
**SAE CLASS I LED | SIDE & TOP LED LIGHTING**



CL199 Series beacons feature a clear polycarbonate lens with 12 LEDs and 12 auxiliary LEDs in the top that provide 360° vertical and horizontal coverage. The 36 LED version features thirty six LEDs around the beacon provide extremely bright 360° horizontal coverage.

CL199 beacons are waterproof, shock resistant, and meet a multitude of industry approvals. They are available in a wide range of colours, have 30 built-in flash patterns, and can be mounted with either a 3-bolt or magnetic mount.



**12-24V | 30A**

4.5" H x 6.5" W x 6.5" D | 114mm H x 165 W x 165mm D

MODEL	MOUNT	LENS COLOUR	LED COLOUR	MODEL	MOUNT	LENS COLOUR	LED COLOUR
CL199A	3 Bolt/1" Pipe	White	Amber	CL199RR-36	3 Bolt/1" Pipe	Red	Red
CL199A-36	3 Bolt/1" Pipe	White	Amber	CL199W	3 Bolt/1" Pipe	White	Amber
CL199AA	3 Bolt/1" Pipe	Amber	Amber	CL199MA	Magnetic	White	Amber
CL199AA-36	3 Bolt/1" Pipe	Amber	Amber	CL199MA-36	Magnetic	White	Amber
CL199B	3 Bolt/1" Pipe	White	Blue	CL199MAA	Magnetic	Amber	Amber
CL199B-36	3 Bolt/1" Pipe	White	Blue	CL199MB	Magnetic	White	Blue
CL199BB	3 Bolt/1" Pipe	Blue	Blue	CL199MBB	Magnetic	Blue	Blue
CL199BB-36	3 Bolt/1" Pipe	Blue	Blue	CL199MG	Magnetic	Green	Green
CL199G	3 Bolt/1" Pipe	White	Green	CL199MR	Magnetic	Red	Red
CL199R	3 Bolt/1" Pipe	White	Red	CL199MRB	Magnetic	Red	Blue
CL199R-36	3 Bolt/1" Pipe	White	Red	CL199MRG	Magnetic	Red	Green
CL199RR	3 Bolt/1" Pipe	Red	Red				

- 30 built-in flash patterns including four simulated rotating patterns
- 36 LED version; 36 horizontal high intensity LEDs
- 24 LED version: 12 horizontal wide angle optics LEDs, and 12 vertical directional LEDs

- Waterproof, shock resistant, potted circuit board
- Amber LEDs with amber or clear polycarbonate lens
- Black powder coated die-cast alloy base
- Alternate or simultaneous flash patterns

**BANSHEE**  
**AMPLIFIER**



Code 3's Banshee Series has a compact, low-profile design and is easy to install. Features include high efficiency, universal mounting bracket, and is made of cast aluminium.

**100W**

6" H x 6" W x 3.5" D | 152mm H x 152mm W x 83mm D

MODEL	TYPE
3450-AU	Standalone

**DESIGN FEATURES**

- High efficiency
- Easy to install, grille mount
- Universal mounting bracket



## SLIMLINE SPEAKER 40% SLIMMER THAN ANYTHING ON THE MARKET

The C3900 Series speaker offers industry leading technology in a low-profile design. With a 40% decrease in depth compared to leading competitors, the C3900 allows the user to mount in multiple vehicle locations without compromising dB levels. This speaker offers uncompromised durability coupled with the highest sound pressure on the market when paired with any Code 3 siren. The C3900 is designed to fit easily behind the grille of under cover police vehicles.



**100W**  
5.6" H x 5.6" W x 1.6" D | 151mm H x 151mm W x 40mm D

MODEL	TYPE
C3900	Standalone

### DESIGN FEATURES

- Extremely compact, low profile design
- High efficiency
- Easy to install
- Aluminium housing
- Banshee® siren compatible for additional features

## C3100™ SERIES SPEAKER VARIETY OF VEHICLE SPECIFIC BRACKETS

The C3100™ Series low-profile design works with all Code 3 sirens. Features include high efficiency, easy to install grille mount, universal and vehicle specific mounting brackets, and produces low frequency tone with Banshee® amp.



**100W**  
6.3" H x 6.3" W x 3.3" D | 159mm H x 159mm W x 83mm D

MODEL	TYPE
C3100	Standalone

### DESIGN FEATURES

- Banshee® siren compatible for additional features
- High efficiency
- Easy to install

## CODE 3 DNA PURSUIT SIREN 200W D-CLASS SIREN AMPLIFIER



Code 3's Pursuit™ Siren is a massive technological leap forward from previous siren models. A multi-voltage, fully regulated dual-channel 200W Class-D digital amplifier, the Pursuit™ Siren is smaller, lighter, more efficient and more versatile than older transformer coupled designs. It can be used on both 12V and 24V vehicles without modification and maintains a constant output voltage to the speakers, eliminating any risk of under or over-driving the speakers due to vehicle battery or alternator variations.

In addition to being fully Code 3 DNA compliant, the siren includes a USB port to allow reconfiguration of all attached Code 3 DNA devices.

### 12/24 VDC

6.9" H x 3.5" W x 5.6" D | 175mm H x 143mm W x 75mm D

MODEL	MICROPHONE (INCLUDED)
CS82-00001	155-0559-00

### DESIGN FEATURES

- 12/24VDC operation
- Two independent speaker outputs
  - Supports simultaneous Wail/Yelp (mix)
  - Speaker failure redundancy (remains SAE compliant with only one speaker)
- Constant speaker voltage across the whole supply voltage range
- Embedded low frequency "Banshee" tones
- Adjustable output power (day/night/town/country/etc.)
- Automatic power throttling for continued operation at high temperatures
- Non-destructive protection for under, over, and reverse-polarity voltage conditions
- Stand-alone hardwired or remote-head control options
- Supports multiple remote-heads
- Hands-free operation via vehicle horn
  - Supports single-tap, double-tap and hold.
- Highly configurable I/O pins
  - 3 input and 8 input/output pins
  - Siren/Light status outputs for data-logging
- Public Address & Radio Rebroadcast modes
- Expandable I/O via other Code 3 DNA modules
  - High Current Outputs - Battery Management
  - Ignition Override / Runlock / etc

## LIGHTHEAD PROGRAMMER PATTERN SELECT PROGRAMMER



Allows user to quickly and easily program flash patterns for multiple directional lights at the same time. Automates the flash pattern selection process, no wire tapping needed

Programs up to eight lighthead at once LED screen displays the flash pattern number Demo button allows user to review pattern selection. Automates the flash pattern selection process, no wire tapping needed.

### 12V | 30A MAX

4.3" H x 3.5" W x 0.7" D | 109mm H x 89mm W x 18mm D

MODEL	COMPATIBLE PRODUCTS
LHP-C3	Chase™, Mega Thin™, MR6, M180™, and XTP

### DESIGN FEATURES

- Allows user to quickly and easily program flash patterns for multiple directional lights at the same time
- Programs up to eight lighthead at once
- LED screen displays the flash pattern number
- Demo button allows user to review pattern selection
- Automates the flash pattern selection process, no wire tapping needed
- Works with Code 3's MR6, Mega Thin™, Chase™, and M180™ directional lights

powered by **vital vio**

# ALWAYS ON, ALWAYS PROTECTED

**Code 3's Bacteria Killing Patient Compartment Light provides surface disinfection in addition to providing white light to illuminate any emergency response vehicle workplace.**

Vital Vio's precise spectrum of visible light works to disinfect by initiating a photo-activation of porphyrin molecules found in bacteria, yeast, and fungi. This photo-activation leads to the production of reactive oxygen species (ROS).

In high doses, ROS causes irreparable damage to the cellular structure, which leads to bacterial cell death. These activated molecules are unique to bacteria, yeast, and fungi cells, and are not found in human or animal cells, making this spectrum of light safe to be used continuously around humans and animals.



**12-24V | 1.5A**

0.5" D x 9" Diameter | 13mm D x 229mm Diameter

Part number: PY-5800-W-CW

- Code 3's Patient Compartment Light powered by Vital Vio Technology provides surface disinfection in addition to providing white light to illuminate any emergency service response vehicle workspace.
- Dramatically reduce contamination while providing white light illumination that is safe for humans and animals and is proven to kill germs
- Easily installs and integrates with existing overhead fixtures

## DESIGN FEATURES

- Utilises proven VioSafe™ white light disinfection technology to provide continuous disinfection of bacteria on high-touch surfaces in interior environments such as prisoners vans and crime scene vehicles
- Dramatically reduces contamination while providing white light illumination safe for humans and animals
- Successfully reduces the presence of harmful bacteria and decreases costs associated with illnesses, contamination of goods, and regulatory fines
- Fits in an in 7.0" cutout Bright and dim mode available
- 48 LEDs, White Illumination





**CODE 3**<sup>®</sup>

**ECCO Safety Group**

439 Boundary Road  
Truganina, VIC 3029

**P** +61 3 8336 0680

**E** [sales@eccogroup.com](mailto:sales@eccogroup.com)

v 08.19



**CODE3ESG.COM/AU**